

Moving in






Planning ahead can transform your moving day from stressful to smooth. By preparing in advance, you'll make the move to your new home much easier. This checklist will help you cover all the essential steps for a seamless move.

- Research removalists (or contact Aveo for trustworthy local removalists) so you can get several quotes and compare
- Decide whether you will pack or get the removalists to do it
- Create an inventory of your belongings. This will help keep you organised. It is also useful for insurance purposes
- Ask for a floor plan or take photos of your new home and plan where your belongings and furniture will go in your new home
- Prepare change of address notifications for all your relevant organisations including banking and finance, drivers licence, health insurance and so on
- Organise to redirect your mail with Australia Post
- Transfer or set up of new utilities such as telephone, electricity, gas, internet and pay TV. The Aveo team can assist you with these if need be
- Prepare a day bag with a change of clothes and toiletries so you can easily get to them once everything else is packed away in boxes

Getting to know your new home

Our communities are welcoming places to call home, where lifelong connections are made, neighbours become friends and everyone looks out for each other. To make you feel right at home in your new community, even before you move in, you can:

-  Ask about upcoming community events that you can attend
-  Join the mailing list to receive the community newsletter
-  Stop by the community to meet the staff and residents
-  Arrange a suitable time before you move in to enjoy a Community Orientation

Community Orientation

During your Community Orientation you'll tour your neighbourhood, meet and greet residents and staff and become more familiar with your new home. You can also complete your pre-settlement inspection and get to know your new home, so that you feel comfortable right from the start and settle in as quickly as possible.

With this checklist in hand, you're well on your way to a hassle-free move, making sure nothing gets overlooked.



Think you've missed something? Dive into the rest of the Retirement Living Guide for any tips and support you might have missed along the way.

aveo.com.au/retirement-living-guide